

LAND LEVELER (DOUBLE LINK)

SALIENT FEATURES









- The robust frame, various supports like Centre support, rear support of leveler chassis, thicker plate creates a strong machine designed to work on the difficult soil conditions
- High carbon steel reversible blade ensures longevity and maximum performance
- Easy to operate machine allows operator to work back and forth which helps in filling corners of field efficiently
- Heavy duty bucket ensures uniform levelling.
- Both the sides are equipped with SOIL
- HOLDING ARMS to carry the soil perfectly till end without spillage.



LAND LEVELER DOUBLE LINK

Solis Land Leveler results in optimum utilization of water, high speed working and reduction in weeding cost. This can level the field with tractor mounting and reduce the work in crop establishment.

TECHNICAL SPECIFICATIONS

 Model Name	 Overall Length	 Overall Width	 Overall Height	 Linkage Type	 Width of cut	 Power Required	 Weight Approx.
SLLL7	970mm	2165mm	1210mm	Double	2440mm	35HP +	240Kg
SLLL8	970mm	2465mm	1210mm	Double	2440mm	40HP +	270Kg
SLLL9	970mm	2770mm	1210mm	Double	2745mm	55HP +	295Kg
SLLL10	970mm	3075mm	1210mm	Double	3050mm	70HP +	330Kg



ROBUST FRAME




HIGH CARBON STEEL BLADE



HEAVY DUTY BUCKET



SOIL HOLDING ARMS



INTERNATIONAL TRACTORS LIMITED

International Business Office: Teri School of Advanced Studies, Plot No.10, Institutional Area, Vasant Kunj, New Delhi-110070 (India) | Phone: +91 11 66 45 5200
 Work: Jalandhar Road, Hoshiarpur - 146022, Punjab (India) | Phone: +91-01882-522220/ 522221 | Fax:+91- 01882-522222
 Email: info@solis.com | URL: www.solisnepal.com

Auth. Dealer